

Registration via Fax: +49-30-4507560051

or via e-mail: [Stephan.Schreiber@charite.de](mailto:Stephan.Schreiber@charite.de)

# 3<sup>rd</sup> Transcranial Duplexsonography Course Berlin, Germany

Charité – Universitätsmedizin Berlin, 12.-13. April 2013

Herewith I am confirming my registration for:

- course participation (12. and 13. April 2013)
- boat trip & German pub dinner
- I need advise to find an accomodation

Title.....

Surname.....

Name.....

Institution.....

Department.....

Street/No.....

Post code/city.....

Country.....

E-mail.....

Tel.....

Fax.....

Date, signature

(to fill in – please use printed characters)

## General Information

### Registration inquiry:

PD. Dr. Stephan Schreiber  
 Charité – Universitätsmedizin Berlin  
 Charitéplatz 1, 10117 Berlin, Germany  
 Tel: +4930450560051  
 Fax: +49304507560051  
 Email: [Stephan.Schreiber@charite.de](mailto:Stephan.Schreiber@charite.de)

### Fees:

Course participation (including handout and food) 300 € all participants  
 40 € boat trip on the river Spree and traditional German pub dinner

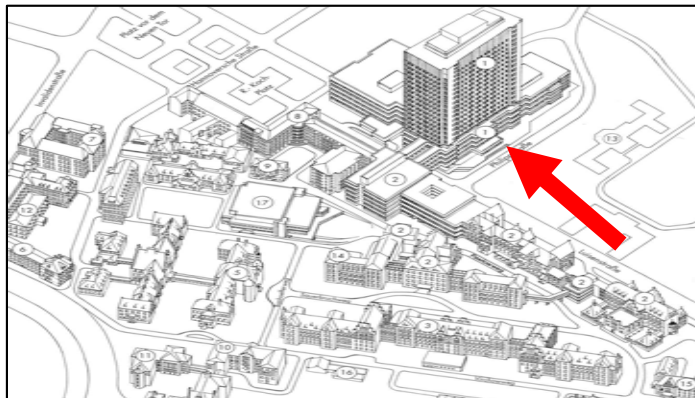
### Bank details:

**After confirmed registration** - please pay 4 weeks prior to course start and enclose your **full name** and the code: **TUC – 89841769**:

recipient: Charité – Universitätsmedizin Berlin  
 bank: Berliner Sparkasse  
 BLZ: 10050000  
 account: 1270005550  
 IBAN: DE53100500001270005550  
 SWIFT: BELADEBEXX

### Venue:


Charité tower block (Hochhaus), Campus CCM  
 Charité – Universitätsmedizin Berlin  
 Luisenstrasse 64, 10117 Berlin, Germany



# 3<sup>rd</sup> Transcranial Duplexsonography Course Berlin



UNDER THE AUSPICES OF



## INVITATION

### 12. - 13. April 2013



**Professor Dr. J.M. Valdueza**  
**Univ. lect. Dr. S.J. Schreiber**

Dear colleagues,

we are pleased to be able to announce our third international ultrasound course, taking place in the capital of Germany at the famous university teaching Hospital Charité in Berlin.

Diagnostic ultrasound of brain supplying vessels has gained more and more importance in recent years. This is due to continuous advances in ultrasound systems and techniques which give us more and more insight into the sonographic vascular anatomy as well as cerebral hemodynamics.


In this course we will focus on intracranial vascular diagnostics of arteries and the venous system under physiological as well as pathological conditions. It is aimed at colleagues, which would like to increase their knowledge as well as their practical skills in Neurosonology. The course comprises theoretical lectures as well as tutored practicals with probands and patients. The hosts have

long-standing teaching experience and have been holding ultrasound courses in Berlin and other european cities.

In 2008 their book „Neurosonology and Neuroimaging of Stroke“ has been published.

We are looking forward to seeing you in Berlin!

José M. Valdueza  
Stephan J. Schreiber



9.00-9.15	welcome & registration
9.15-10.00	how to perform a TCCS study?
10.00-10.45	arterial ultrasound anatomy I
10.45-11.00	coffee break
11.00-11.45	arterial ultrasound anatomy II
11.45-12.30	venous ultrasound anatomy
12.30-13.30	lunch
13.45-15.15	hands-on I: insonation of healthy probands
15.15-15.30	coffee break
15.30-17.00	hands-on II: insonation of healthy probands
18.00-19.00	„Natural flow dynamics“ boat trip throught the new and historic city of Berlin on the river Spree (weather & participation dependent)
19.30	traditional German pub dinner

9.00-10.30	stenoses and occlusions
10.30-10.45	coffee break
10.45-11.30	ultrasound in acute stroke
11.30-13.00	hands-on: insonation of patients with vascular pathology
13.00-13.45	lunch
14.00-15.30	hands-on II: insonation of patients with vascular pathology
15.30-15.45	coffee break
15.45-16.45	discussion of findings comparison of methods: ultrasound – MRA – CTA – DSA
17.00	finish



„Alte Nervenklinik“  
Charité, Berlin

Brandenburg Gate  
and Potsdamer Platz  
at night, Berlin

