

# Getting started with Curriculum mapping

**Ulrike Arnold<sup>1</sup> & Thomas Schlabs<sup>1,2</sup>**

<sup>1</sup> Charité – Universitätsmedizin Berlin, Germany

<sup>2</sup> Bundesvertretung der Medizinstudierenden in Deutschland (German Medical Students' Association), Bonn, Germany



## Aims

- **Learn more about the curricula of the partner faculties**
  - Identify similarities – Differences – Good practices
  - Mutual trust based on transparency
- ➔ **Define mobility windows within exchange is possible without obstacles**

# What has already been done ..


2nd part of the CHARME questionnaire – curriculum grids



Transformation of the curriculum grids into an easy readable format

→ curriculum charts


CHARME survey on student mobility  
*Students's opinion about the best time for an  
exchange*



Curriculum mapping  
To be done during CHARME  
Assessment WS II


# Curriculum mapping exercise

1. **Which years/semesters are most suited for exchange of curriculum units** (based on the survey) → Verification needed!  
↓
2. **Identification of main subjects and topics in the curriculum of each partner** (plenum)  
↓
3. **„Negotiations“ between each partner** (small group work)
  - Identify curricular similarities and discuss possible mobility windows
  - If curricula are too different → think about alternatives for exchange (e.g. clinical rotations, research placements, summer schools etc.)



## How it works....

- 2 partners meet for a discussion of about 20 min.
  - 7 rounds, 3 parallel groups
- Discussion about possible mobility windows for both directions
- Take notes:
  - Similarities and differences
  - Time, duration, content of mobility windows
  - Alternatives
- Plenary session – summary of results



## Outlook

- curriculum charts and course description will be available online at the project website:

[www.charite.de/charme](http://www.charite.de/charme)





**Berlin**